

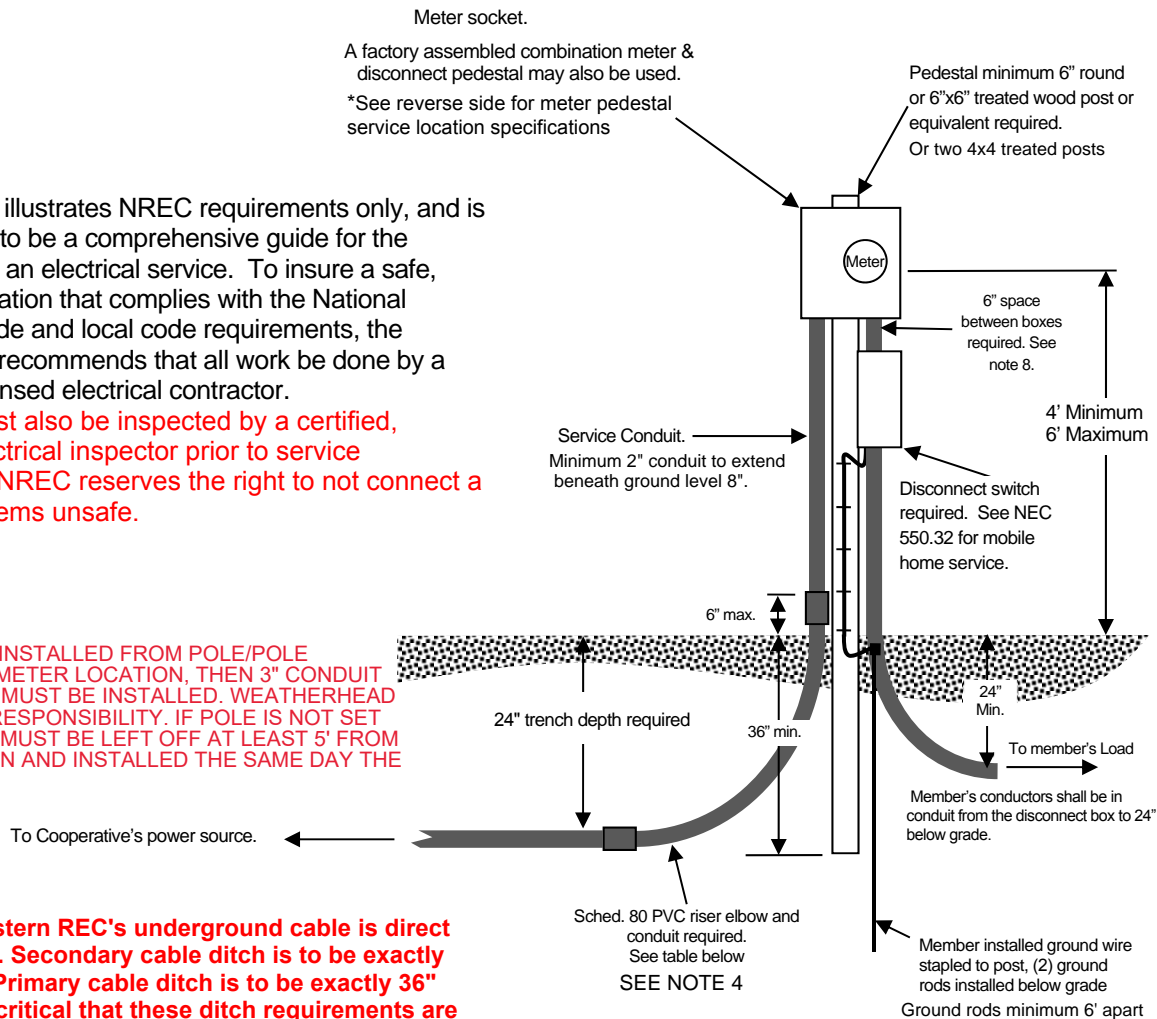
NOTICE

This drawing illustrates NREC requirements only, and is not intended to be a comprehensive guide for the installation of an electrical service. To insure a safe, quality installation that complies with the National Electrical Code and local code requirements, the Cooperative recommends that all work be done by a qualified, licensed electrical contractor.

***Service must also be inspected by a certified, licensed electrical inspector prior to service connection. NREC reserves the right to not connect a service it deems unsafe.**

IF CONDUIT IS INSTALLED FROM POLE/POLE LOCATION TO METER LOCATION, THEN 3" CONDUIT WITH SWEEPS MUST BE INSTALLED. WEATHERHEAD IS MEMBER'S RESPONSIBILITY. IF POLE IS NOT SET YET, CONDUIT MUST BE LEFT OFF AT LEAST 5' FROM POLE LOCATION AND INSTALLED THE SAME DAY THE POLE IS SET.

****Northwestern REC's underground cable is direct bury cable. Secondary cable ditch is to be exactly 24" deep. Primary cable ditch is to be exactly 36" deep. It is critical that these ditch requirements are met for safety and serviceability of your electric service. Failure to meet these specification may result in added cost or delay of service installation.**



Notes

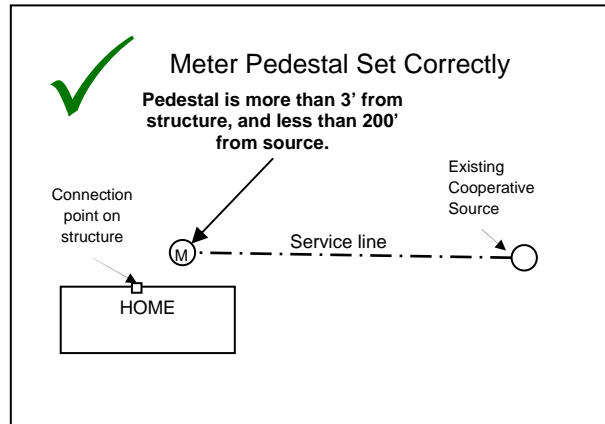
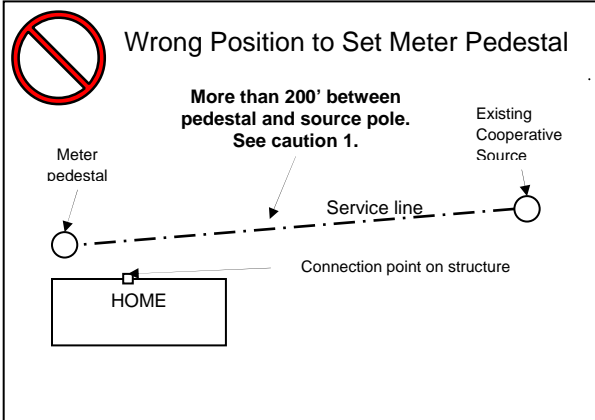
1. All equipment and conduit connections shall be rain tight. Any receptacles shall be weatherproof and GFCI. All work shall comply with Cooperative standards, the National Electrical Code, and authorities having jurisdiction.
2. Cooperative provides and installs the meter and service lateral conductors from NREC transformer or secondary pedestal to the meter socket.
3. This service shall be installed at a location mutually agreed upon by the member and the Cooperative.
4. If the member installs a conduit system, 3" conduit or larger and a pull-line is required.
5. Above ground conduits and shall be electrical grade.
6. Consult the Cooperative for service rated over 320A.
7. Meter and disconnect enclosures must be grounded and bonded together using special means per NEC 250.92.

**CALL 72 HOURS BEFORE YOU DIG – Dial 811
It shall be the member's responsibility to stay clear of all underground facilities.**

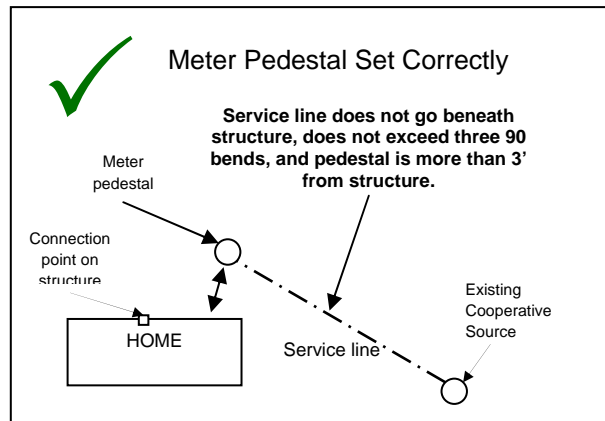
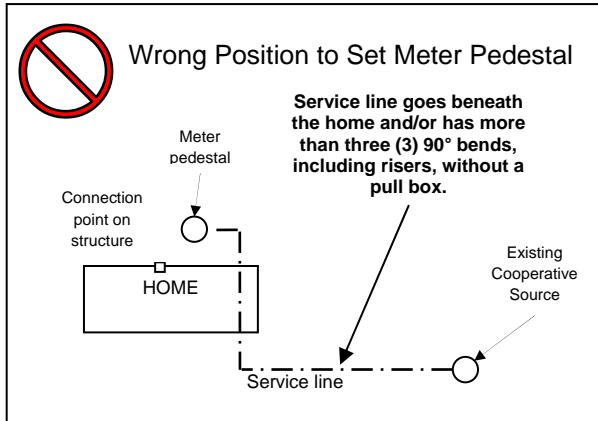
Meter Pedestal
 Single Phase Meter Up to 320A

 January 2019
 NOT TO SCALE



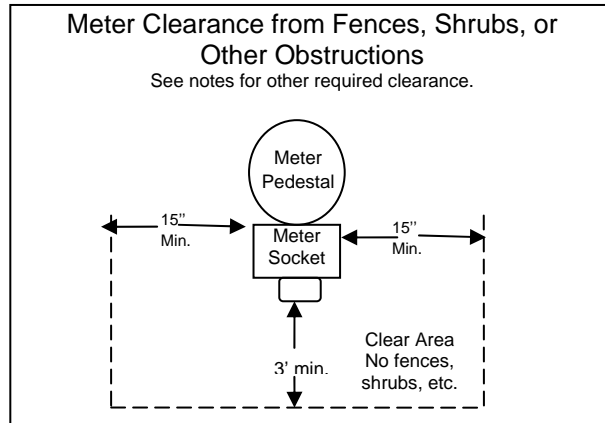


CAUTION 1: Maximum service length is 200'. For longer lengths, consult with the Cooperative.



Notes:

1. Member's facilities shall comply with Cooperative Standards, the NEC, and authorities having jurisdiction.
2. Minimum required meter pedestal clearances:
 - a. Sides of home or other building _____ 3'
 - b. Sides or back of pad-mount transformer _____ 3'
 - c. Front (lock side) of pad-mount transformer _____ 10'
 - d. Any direction from secondary pedestal _____ 3'
 - e. Any direction from Cooperative pole _____ 10'
 - f. Any direction from gas meter _____ 3'
 - g. Any direction from LP-Gas storage containers _____ 10'
3. The member shall contact the Cooperative prior to the installation of the service conduit system.
4. Cooperative owned or maintained underground service shall not be installed beneath a mobile home or any other structure.



CALL 72 HOURS BEFORE YOU DIG – Dial 811 It shall be the member's responsibility to stay clear of all underground facilities.

Meter Pedestal
Single Phase Meter Up to 320A



Northwestern Rural Electric Co-operative Association, Inc.

A Touchstone Energy® Cooperative

January 2019
NOT TO SCALE